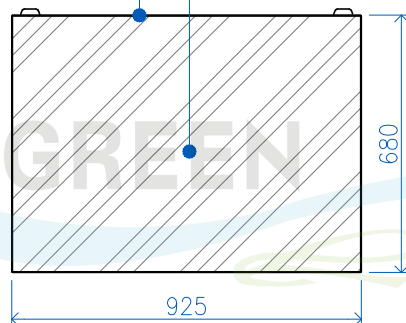
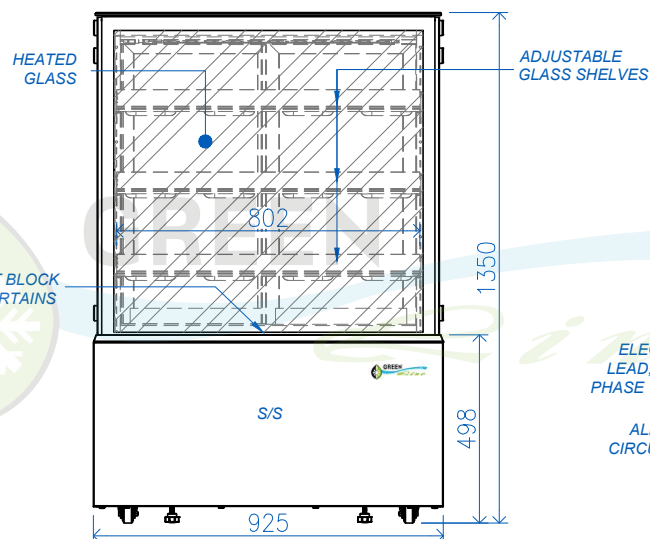



**GREEN***Line*ELECTRICAL
LEAD, SINGLE
PHASE 10 AMPSHEATED
GLASS**1 GRT3-9R PLAN**

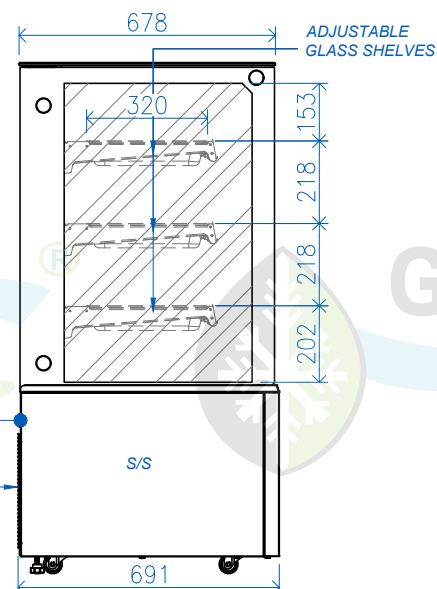
Scale: 1 : 20

**2 GRT3-9R FRONT**

Scale: 1 : 20

**MAINTENANCE:**

1. DISCONNECT THE POWER SUPPLY CABLE FROM MAINS.
2. CLEAN THE REFRIGERATOR WITH MILD DETERGENT AND DRY IT WITH SOFT CLOTH.
3. USE A BRUSH OR VACUUM CLEANER TO CLEAN THE CONDENSER.
4. IT IS ADVISABLE TO CLEAN THE CONDENSER ONCE A MONTH

**3 GRT3-9R SIDE**

Scale: 1 : 20

GRT3-9R

SQUARE GLASS FOOD DISPLAY

Features:

- Stainless steel trim and base
- Heated top and front glass
- Three adjustable glass shelves plus base
- LED Lighting to each shelf, Sliding rear doors

Specification:

- 2c to 8c, 60% humidity internal
- Electronic temperature control and display
- Ventilated system. Automatic defrosting.
- Rated at 28C ambient 50% RH
- W925 x D680 x H1410mm, 10amps



**THIS DRAWING MUST NOT
BE SCALED**

THE CONTRACTOR SHALL VERIFY ALL
DIMENSIONS, DATA AND LEVEL PRIOR
TO THE COMMENCEMENT OF WORK.
ALL ERRORS AND OMISSIONS
BETWEEN THE DRAWINGS AND
SPECIFICATION ARE TO BE REPORTED
IMMEDIATELY.

-----© Copyright of Hospitality Equipment 2020 Pty. Ltd.-----

HE2020

HOSPITALITY EQUIPMENT 2020 PTY LTD

HOSPITALITY EQUIPMENT**2020 Pty. Ltd.**

A: Unit 3/49-63 Victoria Street,
Smithfield NSW 2164
P: 02 9637 3737
E: salesnsw@he2020.com.au
W: www.he2020.com.au

COMMERCIAL KITCHEN CONSULTANT

DRAWING TITLE:

GRT3-9R

DRAWN	L.	DATE	21.09.2021	SCALE	(A4)
PROJECT NO.		DRAWING NO.		REV	A1